

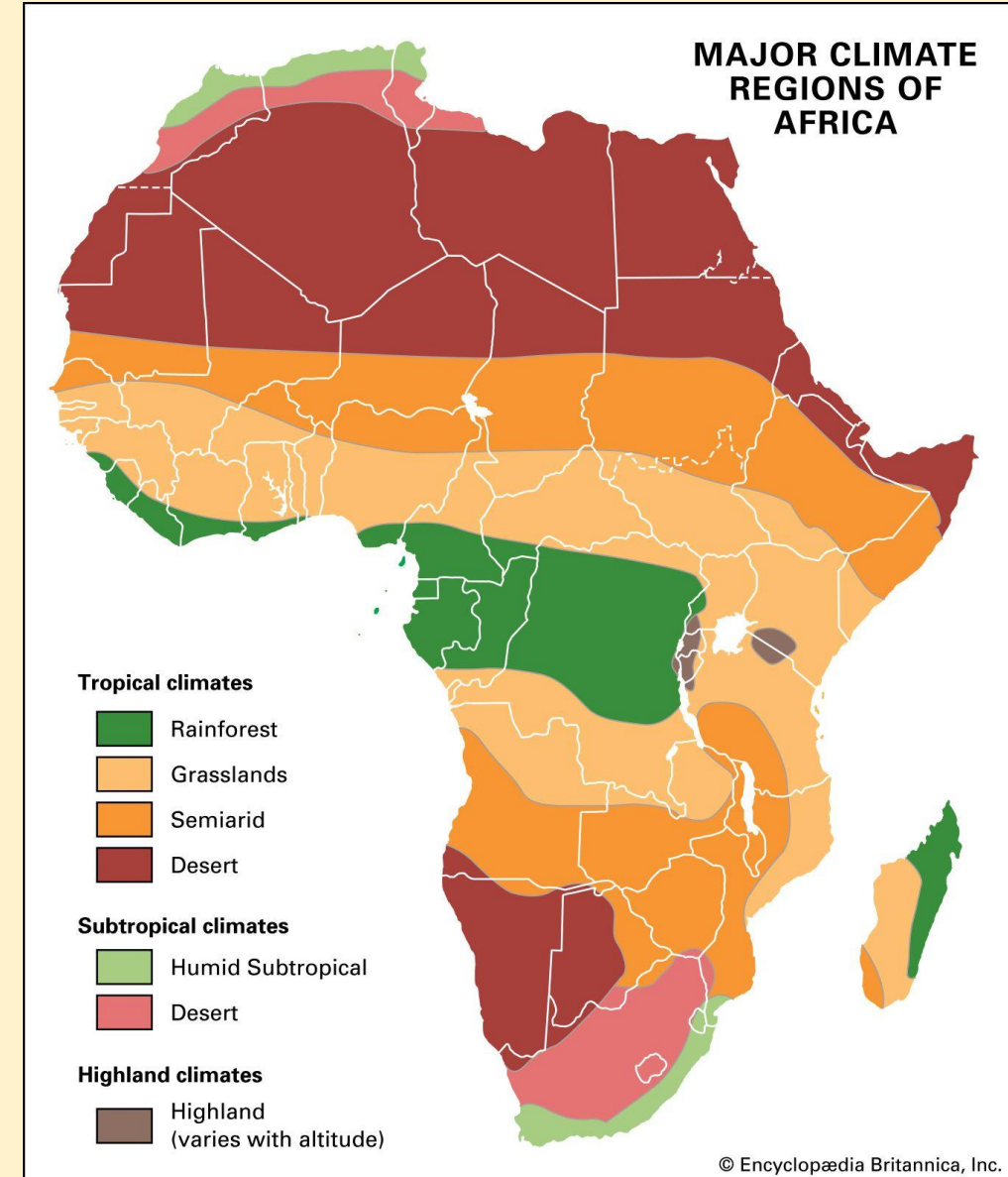
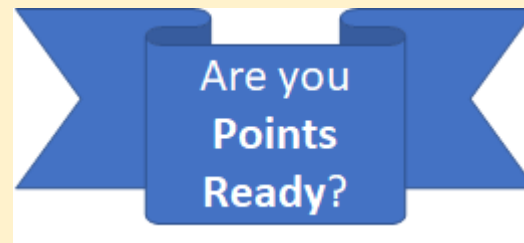
Africa – Desert Climate

Lesson 3

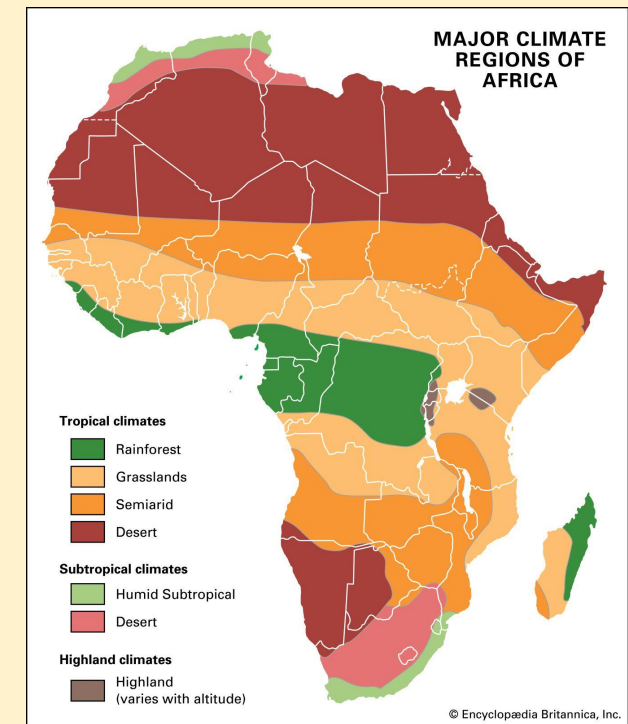
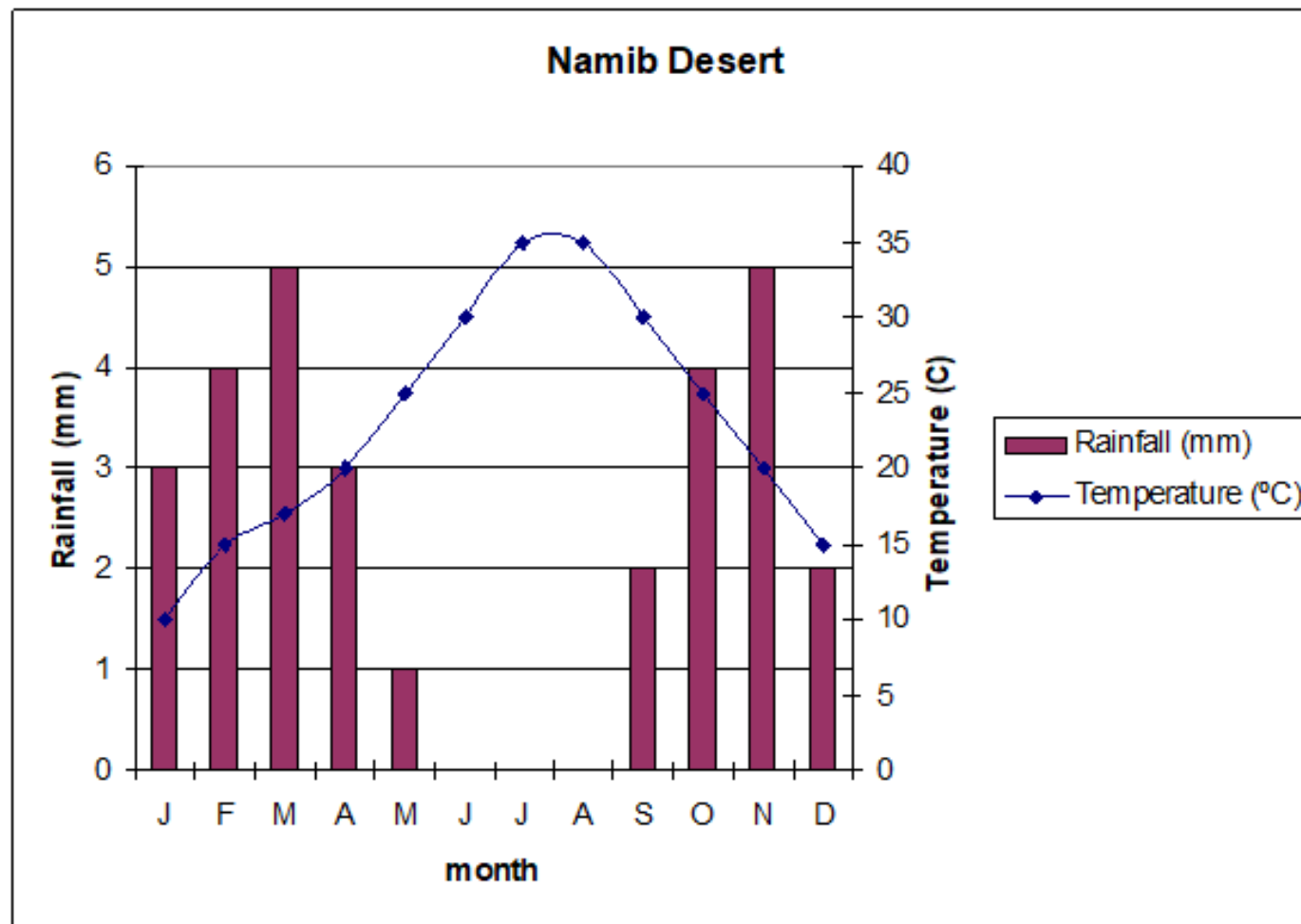
Silent Study Starter: Read page 36 in your atlas. Write down the lesson title and definitions desert. Then watch the Desert Into video.

Learning Intention: Where are the three climatic zones?

Success Criteria: I can identify the zones on a map and describe their main features. I may be able to use a graph to make detailed descriptions.



Where is the Namib Desert and what is the climate like?



1. Where is the Namib Desert? Use google earth to find it and then label your map of Africa from lesson 1.
2. Practise your skill from last lesson by using a mini white board to make at least one description of the climate of the desert from this climate graph.
3. Watch the **Namib Desert Clip**

How dangerous is the desert?

- Deserts are dangerous, watch these clips and take some notes on the reasons why!
 - [Desert Safety](#)
 - [Flash Floods](#) and [video 2](#)
 - [Sand Storms](#) and [video 2](#)
- Imagine surviving in this dune landscape of the Namib Desert. Think of at least three problems you'd encounter.



Desert Survival

- **Challenge task:**



- Make a poster that describes the dangers of surviving in the desert. You will need at least three dangers.



- Make an instructional cartoon that explains the desert dangers and for each danger a method you can use to survive.



- Make a leaflet or cartoon that describes the desert's dangers, explains survival strategies and also includes some personal research of other dangers present in the desert (such as animals!)

Lesson 3 additional silent study starter

- Review your notes from last lesson and find five interesting facts about the deserts!